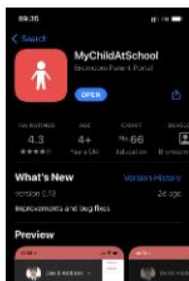


# My Child at School (MCAS) access from your mobile device



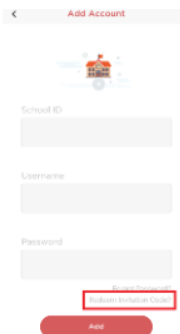
**Step 1:** Download the app.



**Step 2:** Allow notifications.



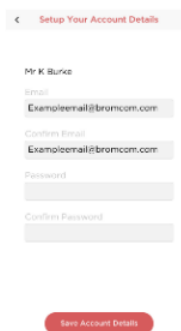
**Step 3:** Choose a memorable pin.



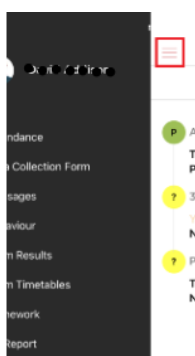
**Step 4:** Select Redeem Invitation Code.



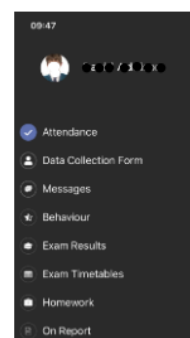
**Step 5:** Add the required information using the email sent to you by school and press Redeem Code.



**Step 6:** Add the required information and press Save Account Details. You will now be logged into your account.



**Step 7:** Clicking on the 3 bars provides a side menu to navigate to the different areas of the parent portal.



**Step 8:** The information displayed in the menu is managed by the school.