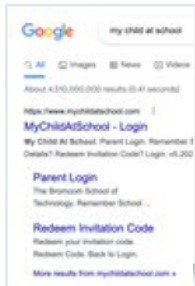
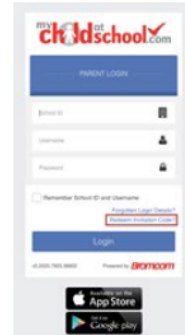


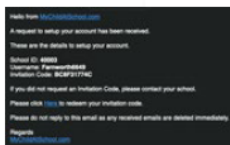
# My Child at School (MCAS) access from your web browser



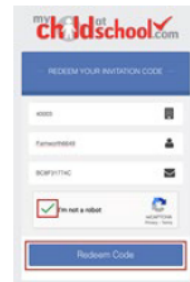
**Step 1:** Search for MyChildAtSchool Login page.



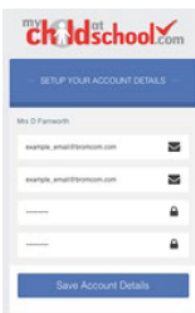
**Step 2:** Select Redeem Invitation Code.



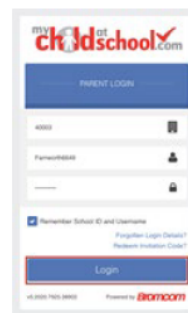
**Step 3:** Add the required information using the email sent to you by school.



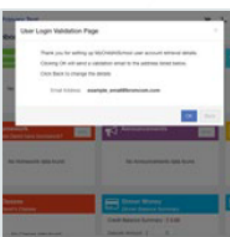
**Step 4:** Select Redeem Code.



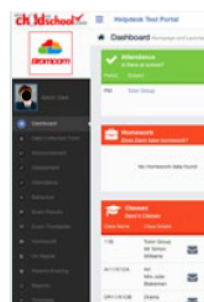
**Step 5:** Add the required information Click Save Account Details.



**Step 6:** Log into your MyChildAtSchool Account, using your Bromcom ID



**Step 7:** Login to your email and validate your email address.



**Step 8:** Go back to MyChildAtSchool and log into your account to complete the process.